© CUI Devices, 2020

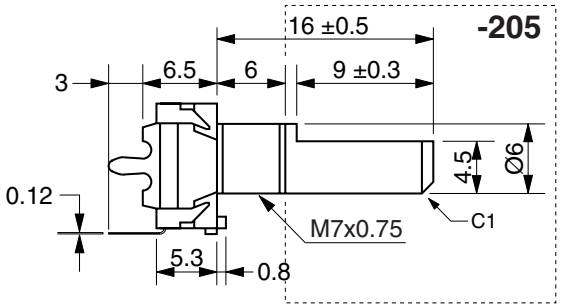

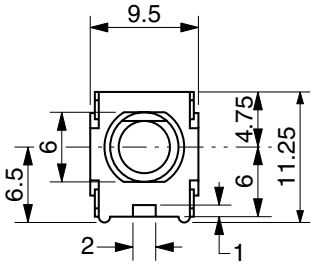

PCB Layout

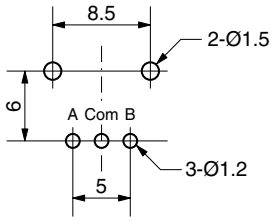

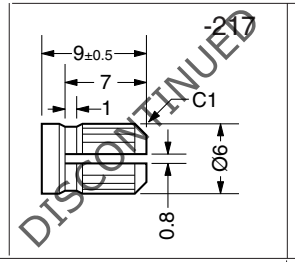

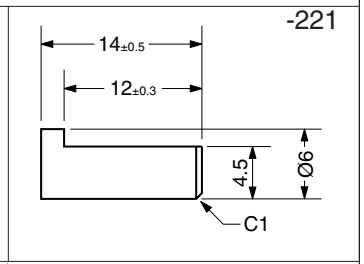

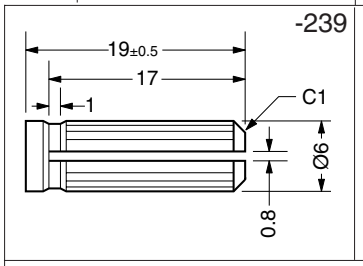

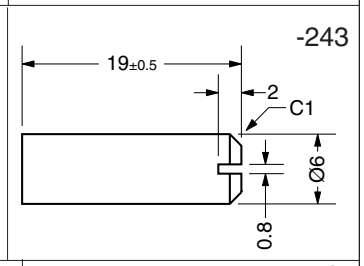

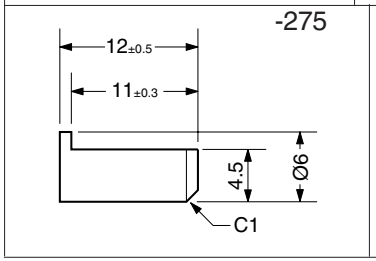

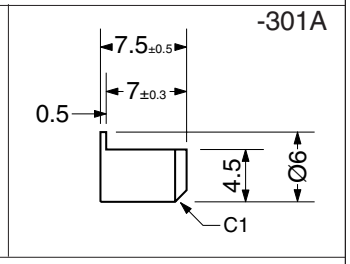

SPECIFICATIONS

ELECTRICAL

1. Voltage Rating: 10 VDC
2. Current Rating: 1.0 mA (2.5 mA max)
3. Resolution: 20PPR
4. Insulation Resistance: 500 VDC, 100M
5. Contact Resistance: 1Ω max.

MECHANICAL

1. Detent Positions: 20
2. Rotational Torque: 30-200 gf cm
3. Axial Load: 10kgf
4. Rotational Life: 100,000 cycles

ENVIRONMENTAL

1. Operating Temp: -10° to +60° C
2. Storage Temp: -40° to +75° C
3. Humidity: 85% RH
4. Vibration: 10 - 55 Hz, 0.75 mm, 2 hrs

OUTPUT WAVEFORM

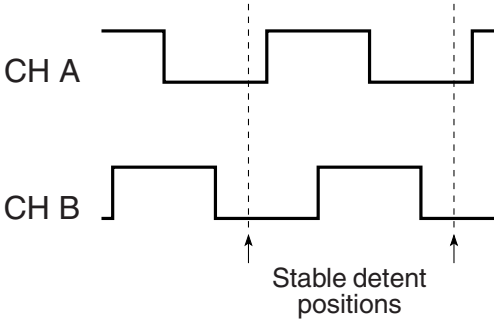

ORDERING INSTRUCTIONS

EC09P20V-XXX

Insert suffix to specify shaft type

SLIDING NOISE

t = 5mS = Masking time to avoid chatter
$V_1 = V_2 = 2V$ max.

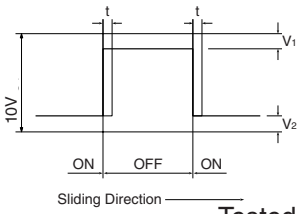

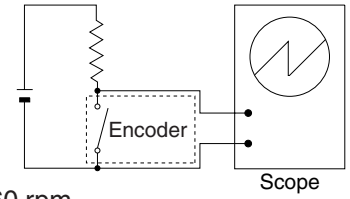

Tested at 60 rpm

CUI Devices
6405 SW Rosewood St, Suite C
Lake Oswego, OR 97035
www.cuidevices.com

DRAWN BY	UPDATED	CHECKED	UNIT
JRH	09/03/20	09/03/20	MM

PART NO.	REV.
EC09P20V-XXX	A